



World Health
Organization

REGIONAL OFFICE FOR
Europe



Escuela Andaluza de Salud Pública
CONSEJERÍA DE SALUD

Survey on HIA implementation across countries in the WHO European region

P. Martín-Olmedo¹, J. Nowacki², T. Xu², M. Martuzzi²

¹HIA Section-EUPHA, Andalusian School of Public Health. Granada (SPAIN)

²WHO European Centre for Environment and Health. Bonn (GERMANY)

INTRODUCTION

- WHO European framework for health, **“Health 2020”** (2012)



“whole-of-government” ↔ “whole-of-society” approach

- **Health Impact Assessment (HIA)**: combination of procedures, methods and tools aiming to deliver a set of evidence based recommendations for improving a project, policy, program, or strategy by minimizing potential adverse health outcomes, maximizing beneficial health effects, and reducing any impacts on health inequalities
- 27 out of 53 Member States in WHO European Region, has some experience on HIA, but the purpose, format, and methodologies used seem to be quite heterogeneous

AIMS OF THE STUDY

This study aims at gathering information to develop an overview on:

1. the current status of **HIA implementation** across Europe,
2. Identification of different options for a **potential better integration of HIA (or HAs)** into EAs practice

METHODS

Tool: a online questionnaire designed *ad hoc* based on the main dimensions proposed in previous publications (mainly focused on HIA implementation in different countries or regions, and on the integration of HAs within EAs)

Key informants:

- At least one HIA expert from 43 countries (28 European Union Member States plus the candidate countries, potential candidates and countries closely linked to the EU through European Economic Area (EEA) or customs union agreements)
- Environmental and Health Focal Points (WHO-FPs) from the 53 MS of the WHO European region

N final = 148 HIA experts from 33 countries + 77 WHO-FPs

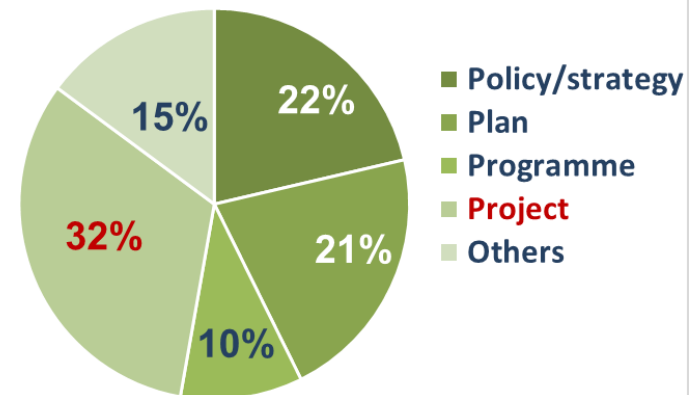
COUNTRY	Nº Respondents
Austria*	3
Belgium	1
Czech Republic	1
Denmark*	5
Estonia	1
France	3
Georgia	1
Germany	1
Greece	1
Hungary	2
Ireland	1
Israel	1
Italy	4
Lithuania	3
Malta	1
Montenegro	1
Netherlands*	3
Norway	1
Poland*	1
Republic of Macedonia	1
Serbia	1
Slovakia	2
Spain*	5
Sweden	2
Switzerland*	4
United Kingdom*	7
26 countries	57 respondents

RESPONDENTS PROFILE

- 67% women versus 33% men
- Diverse professional profile (44% Public Health, 11% Environmental Science)

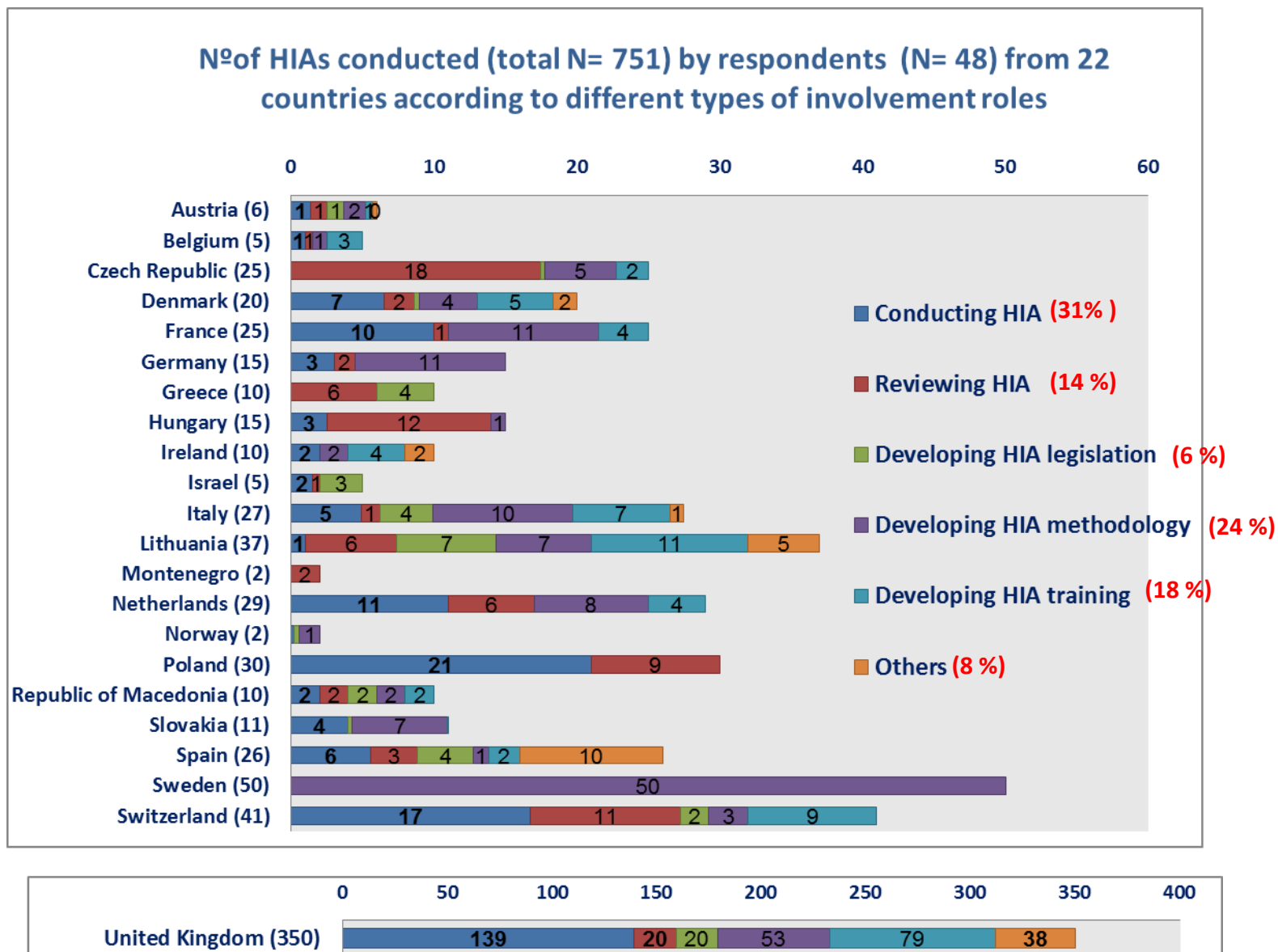
Nº of HIA conducted	Nº of respondents
≤5	17
6 - 15	21
16-25	6
≥ 30	4
Don't answer	9
TOTAL	57

Type pf proposal (% respondents)



** Some inputs refer to regions or municipalities within a country*

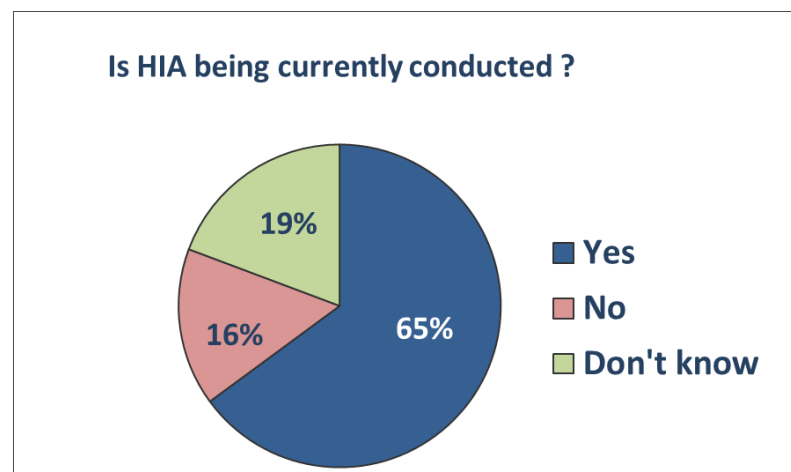
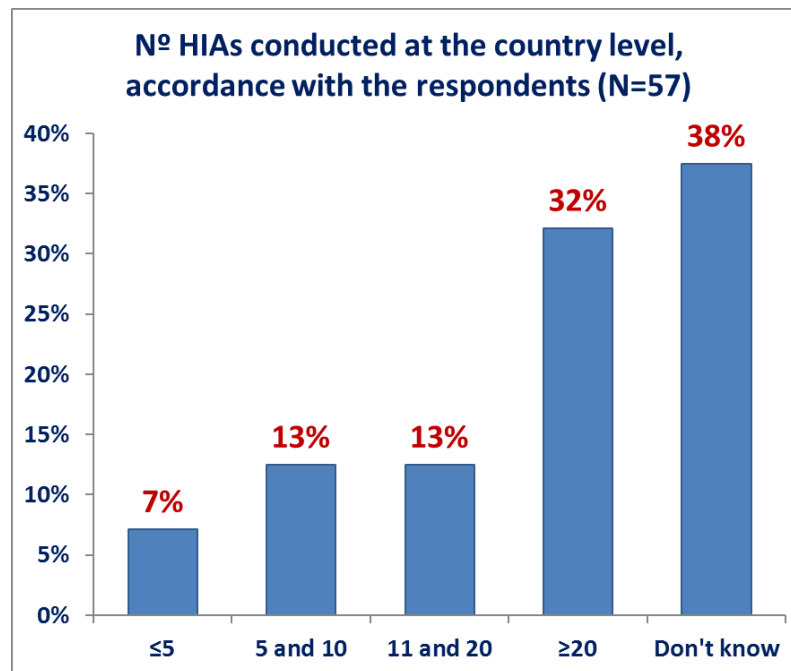
EXPERIENCE OF RESPONDENTS IN HIA AND MAIN ROLES



Percentages: main involvement in HIA of respondents (N=48), weighted by total Nº of HIAs conducted (N=751)

STATUS OF HIA IMPLEMENTATION

First year HIA was conducted in the country	Country
1980	United Kingdom
1990	Germany
	Hungary
	Macedonia
1991	Netherlands
1995	Denmark
1996	France
	Switzerland
2000	Italy
2001	Ireland
2002	Spain
2003	Poland
2004	Lithuania
2005	Austria
2006	Czech Republic
2008	Greece
	Montenegro
	Slovakia



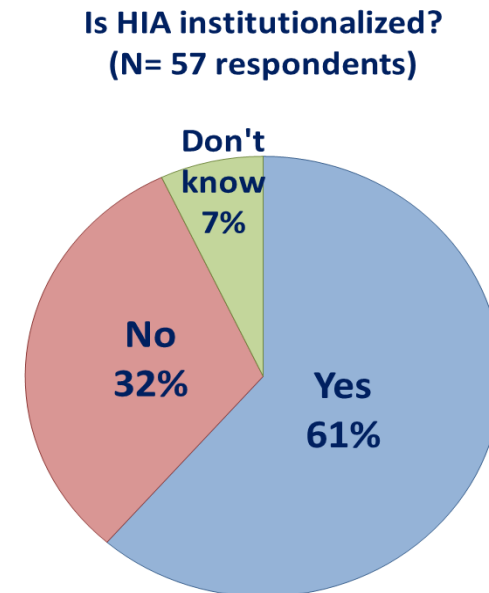
INSTITUTIONALIZATION OF HIA IN COUNTRIES

Country	Yes	No	Don't know
Austria (3)	2	1	
Belgium (1)	1		
Czech Republic (1)	1		
Denmark (5)	2	1	2
Estonia (1)			1
France (3)	1	1	
Georgia (1)		1	
Germany (1)	1		
Greece (1)	1		
Hungary (2)	1		
Ireland (1)		1	
Israel (1)		1	
Italy (4)	1	3	
Lithuania (3)	3		
Malta (1)		1	
Montenegro (1)	1		
Netherlands (3)	2	1	
Norway (1)	1		
Poland (1)	1		
Macedonia	1		
Serbia (1)		1	
Slovakia (2)	2		
Spain (5)	4	1	
Sweden (2)	1	1	
Switzerland (4)	3		1
United Kingdom (7)	4	3	
Total respondents	35	18	4
Total countries	20	13	3

Definition: systematic integration of HIA into the decision making process and creation of a “**permanent demand**” for HIA use

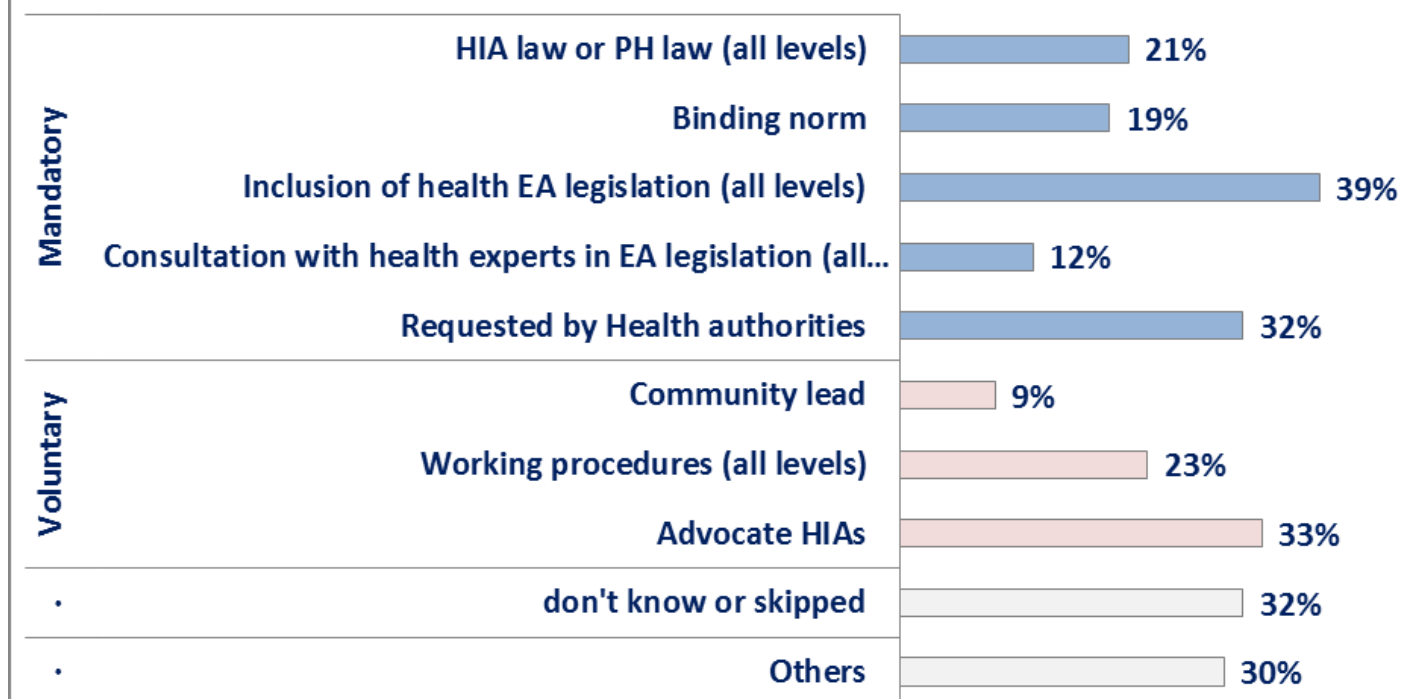


Note: According to number of respondents (n=57) per country (n=26). Number in parenthesis represents the total number of participants from each country who answered



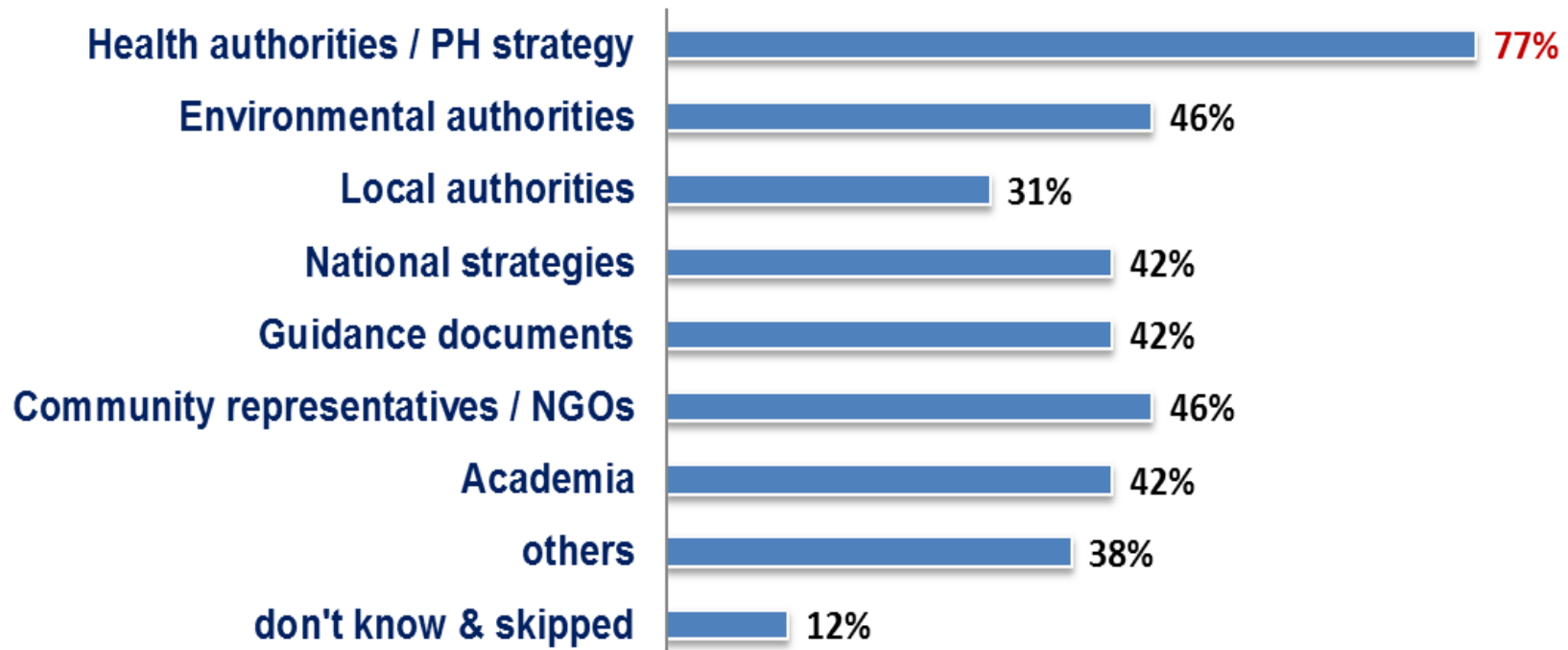
MECHANISMS FOR HIA INSTITUTIONALIZATION

Mechanisms for HIA institutionalization by % of respondents (n=57)



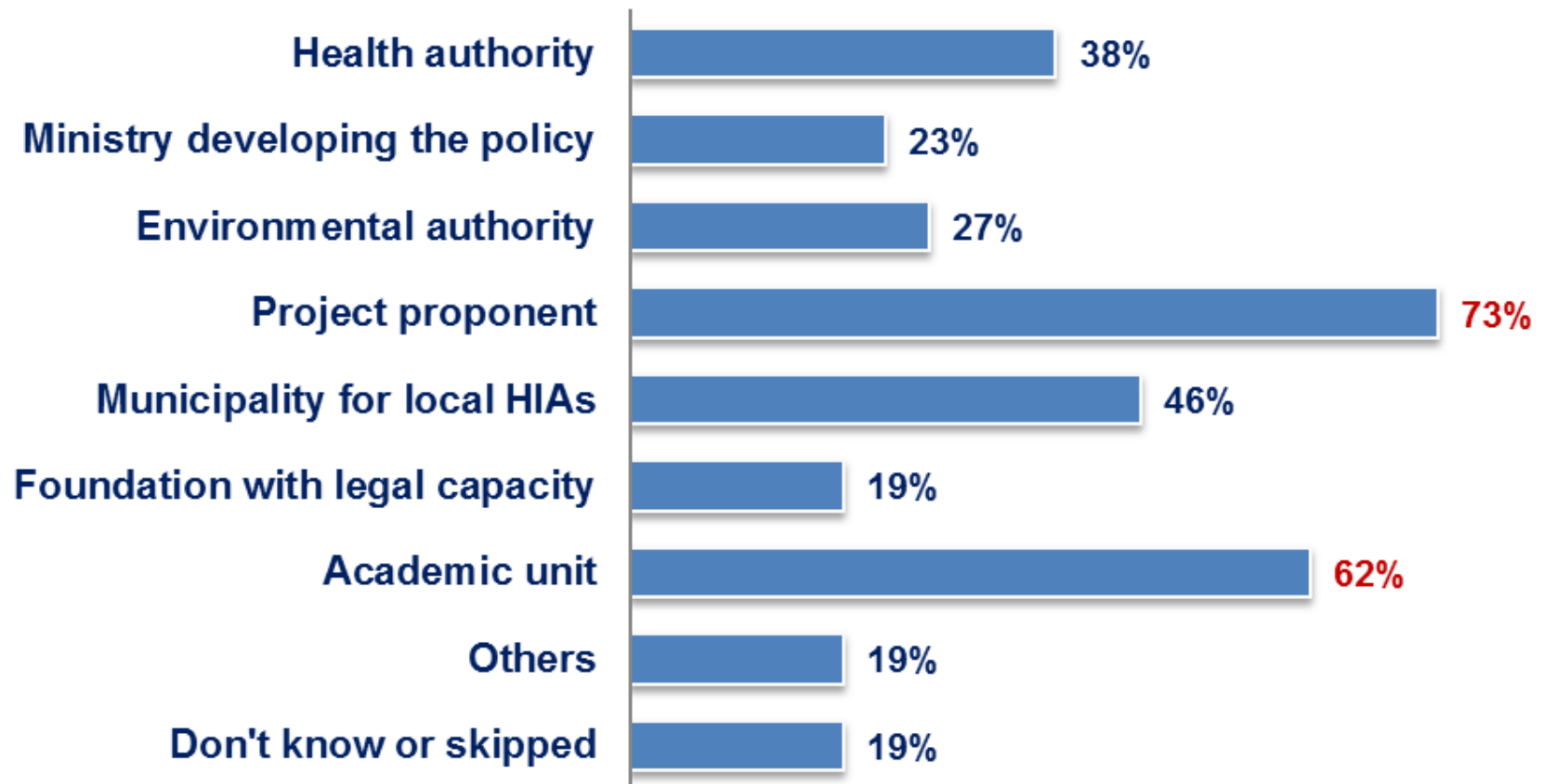
POLITICAL SUPPORT AND COMMITMENT FOR INSTITUTIONALIZATION

WHO IS COMMISSIONING HIA (% of countries; N=26)



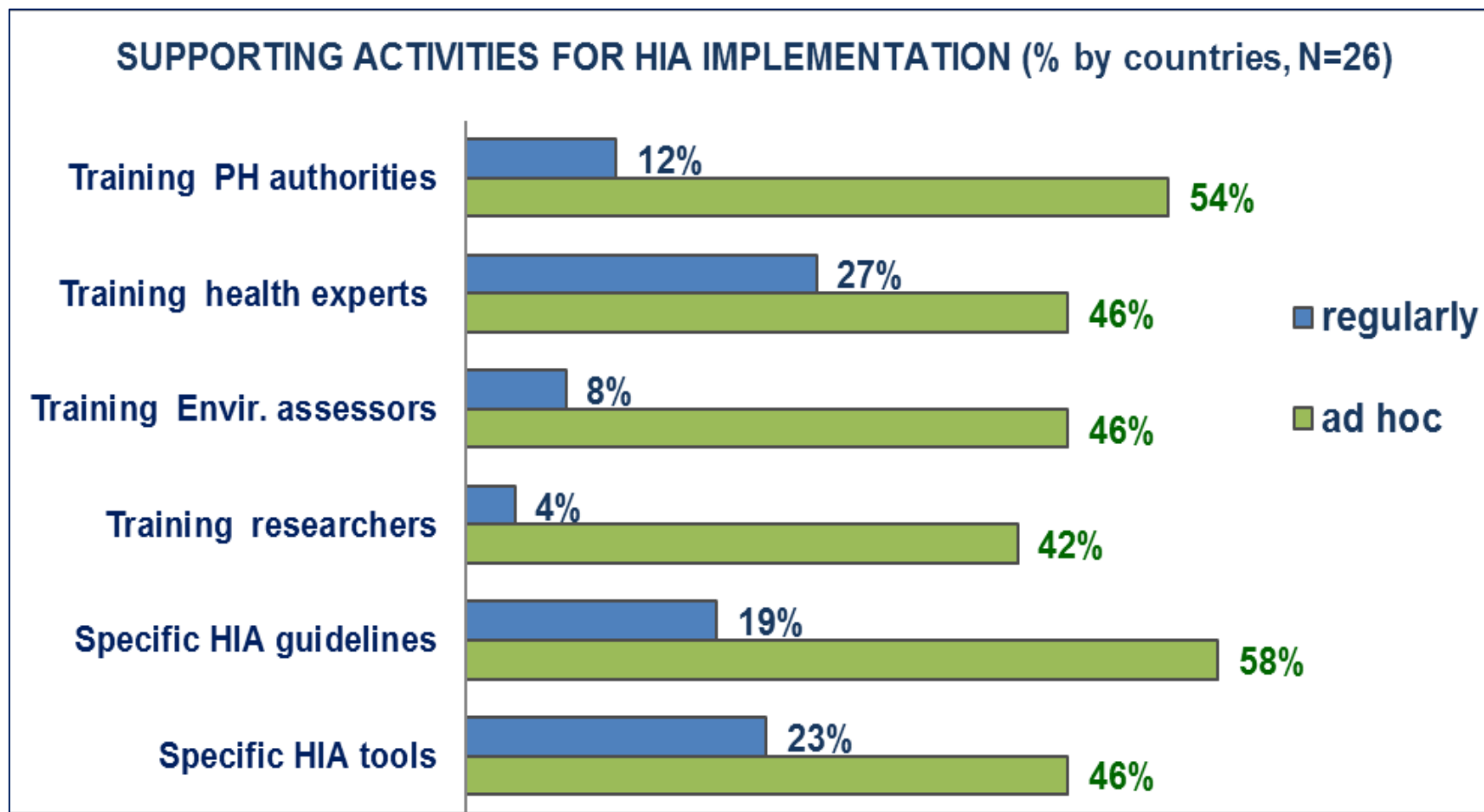
POLITICAL SUPPORT AND COMMITMENT FOR INSTITUTIONALIZATION

WHO IS FUNDING HIA (% of countries; N=26)



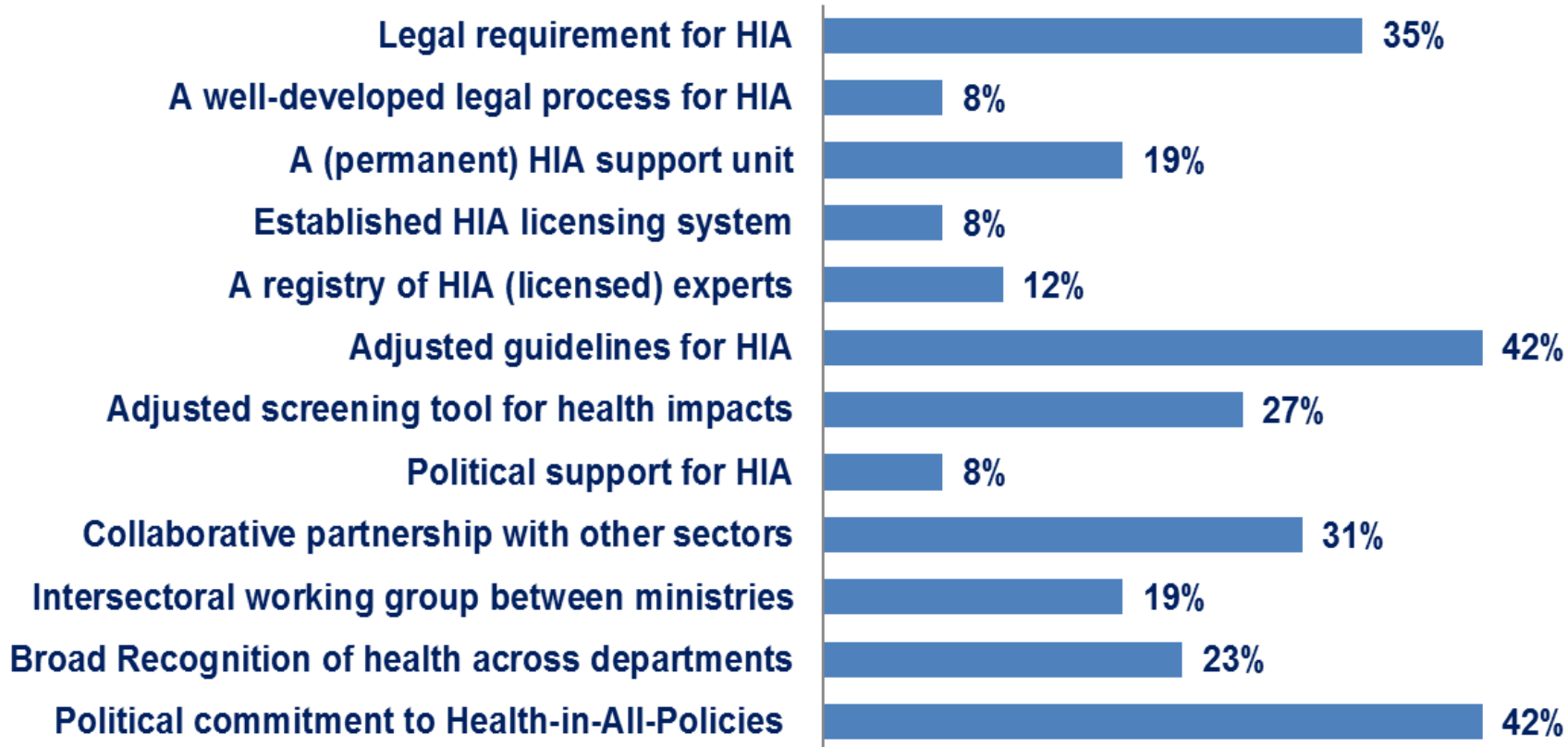
RESOURCES AND STRUCTURES SUPPORTING HIA IMPLEMENTATION

68% respondents declared existing activities in their countries for implementing HIA

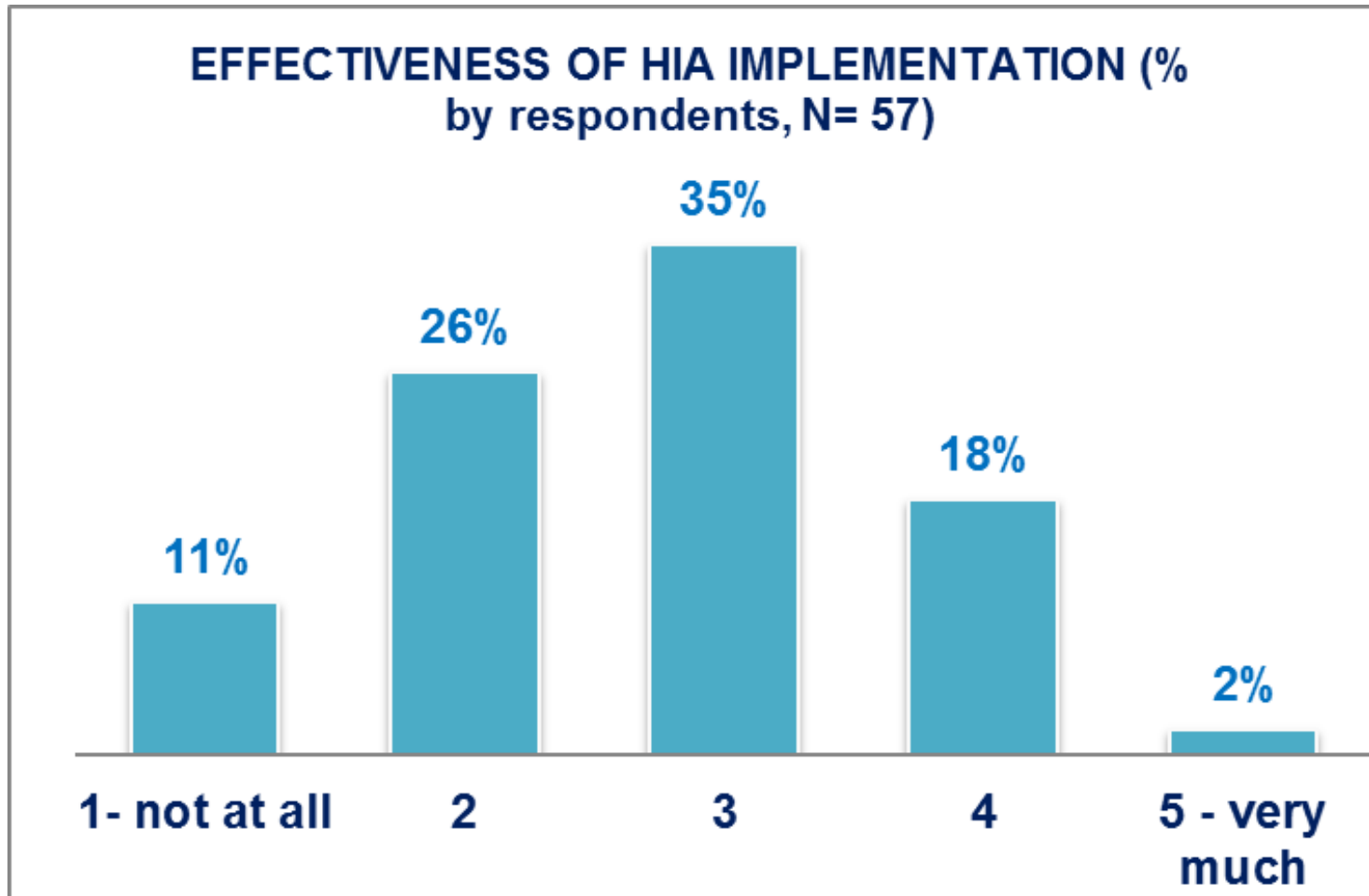


RESOURCES AND STRUCTURES SUPPORTING HIA IMPLEMENTATION

Other kind of support in countries/region/municipality by % of countries (N=26)



EFFECTIVENESS OF HIA IMPLEMENTATION



CONCLUSIONS

- ✓ Despite the reported high proportion of HIA institutionalization across countries, the declared real implementation of HIA, especially at the policy level, keeps being low
- ✓ Lack of registers or databases with national/regional HIA experiences, and lack of explicitly recognition of responsibilities make difficult to have a comprehensive overview of the real situation
- ✓ More resources in terms of funding, national guidelines, exchange of experiences (intersectoral collaboration) and practical training (joint training) are visualised as the most relevant facilitators for further implementation of HIA and HAs within EAs process
- ✓ A more deep analysis of the legal framework for HIA across Europe, and the barriers for a more effective implementation is still missing and therefore necessary

Thank you!!

For further information:

piedad.martin.easp@juntadeandalucia.es