



7TH EUROPEAN PUBLIC HEALTH CONFERENCE

Mind the gap: Reducing inequalities in health and health care

19-22 November 2014, Glasgow, United Kingdom



RESULTS OF THE PARTICIPANTS' EVALUATION

This publication arises from the conference "Glasgow 2014" which has received funding from the European Union, in the framework of the Public Health Programme (2013 4305).

Copyright: EPH Conference, January 2015

Author: Dineke Zeegers Paget, EPH Conference office

Summary of main results

A total of 1514 public health professionals from 71 countries attended the Glasgow 2014 conference, of which 197 participants (15.5% of those invited to evaluate) filled out the evaluation form.

Overall outcome:

86.0 % of the respondents were very satisfied/satisfied with the Glasgow 2014 conference.

Networking:

72.4 % of the respondents were very satisfied/satisfied with the networking possibilities offered at Glasgow 2014.

Information provided:

89.3 % of the respondents were very satisfied/satisfied with the information provided for Glasgow 2014.

Abstract supplement:

77.2 % of the respondents of Glasgow 2014 were very satisfied/satisfied with the abstract supplement of the European Journal of Public Health.

Exhibition area:

87.7% of the respondents visited the exhibition at least once.

63.2 % of the respondents were very satisfied/satisfied with the exhibition area at Glasgow 2014.

Plenary programme:

80.6% of the respondents were very satisfied/satisfied with the plenary programme at Glasgow 2014.

Parallel programme:

83.5% of the respondents were very satisfied/satisfied with the parallel programme at Glasgow 2014.

Pitch sessions:

59.6% of respondents participated in the pitch sessions.

77.9% were very satisfied/satisfied with this new way of communication introduced at Glasgow 2014.

Poster walks:

52.9% of respondents participated in at least one poster walk.

72.5% were very satisfied/satisfied with the poster walks at Glasgow 2014

Pre conferences:

38.5% of respondents attended one or more pre-conferences.

85.9% were very satisfied/satisfied with the pre conferences at Glasgow 2014.

Registration:

88.6% of the respondents were very satisfied/satisfied with the registration at Glasgow 2014.

Conference venue:

75.3% of the respondents were very satisfied/satisfied with the conference venue at Glasgow 2014.

Catering:

51.3% of the respondents were very satisfied/satisfied with the catering at Glasgow 2014.

Welcome reception and Conference dinner:

77.0% of the respondents were satisfied/very satisfied with the Welcome Reception and

79.3% were satisfied/very satisfied with the Conference Dinner.

Abstract submission:

92.2% of the respondents were very satisfied/satisfied with the abstract handling system at Glasgow 2014.

Future conference (Milan 2015):

78.8% of the respondents is planning to attend Milan 2015.

Table of contents:

Summary of main results.....	3
Introduction	6
1. General	7
2. Information	8
3. Abstract supplement.....	11
4. Exhibition area	12
5. Plenary sessions	13
6. Parallel sessions	15
7. Pitch sessions	16
8. Poster walks	17
9. Pre conferences	18
10. Registration	19
11. Conference venue	21
12. Catering	22
13. Social Programme	22
14. Abstract handling	23
15. Future conference (Glasgow 2014).....	25
16. Any other input.....	25
17. Comparison of the participants' evaluation with the data from 2009-2014.....	27

Introduction

The 7th European Public Health Conference took place in the Scottish Exhibition and Conference Centre, Glasgow, United Kingdom from 19-22 November 2014 and was organised by the European Public Health Conference Foundation, EUPHA and the UK Society for Social Medicine.

In partnership with:

- ASPHER
- EuroHealthNet
- European Observatory on Health Systems and Policies
- Open Society Foundations

With the support of:

- European Commission
- People make Glasgow
- Visit Scotland
- University of Glasgow

In collaboration with:

- European Centre for Disease Prevention and Control – ECDC
- European Health Management Association - EHMA
- National Institute for Public Health and the Environment - RIVM
- Netherlands institute for health services research - NIVEL
- WHO Regional Office for Europe

Pre conference supporters:

- Pfizer
- AstraZeneca

A total of 1514 public health professionals from 71 countries attended the conference. The programme included 7 plenary sessions, 26 parallel sessions, 50 workshops, 27 pitch sessions and 18 poster walks. More information on the conference and the organisation can be found in the Glasgow 2014 report.

Each European Public Health Conference is subject to a multi-layered evaluation. The objectives of this evaluation are:

- to learn from our experiences;
- to improve the organisation of future conferences.

The full evaluation report is an internal document that is distributed to our partners and future organisers. This part of the evaluation, the participants' evaluation, is made publicly accessible on the conference website.

The results presented here are based on the evaluation by the conference participants. 1270 participants¹ received two emails shortly after the conference (on 28 November and 15 December 2014) inviting them to evaluate the conference through a web-based questionnaire. A total of 197 participants (15.5% of all invitees) filled out the evaluation form.

The questionnaire was divided in 16 parts and included 66 questions:

1. General
2. Information
3. Abstract supplement
4. Exhibition area
5. Plenary sessions

¹ Of the 1270 contacted for evaluation, we did excluded the cancellations (78), and the pre conference only participants (244) delegates.

6. Parallel sessions
7. Pitch sessions
8. Poster walks
9. Pre conferences
10. Registration
11. Conference venue
12. Catering
13. Social programme
14. Abstract handling
15. Future conference (Milan 2015)
16. Any other input

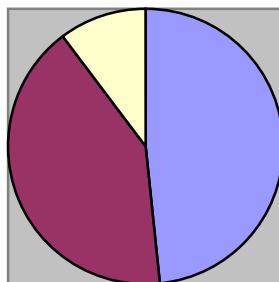
1. General

86.0 % of the respondents were very satisfied/satisfied with the Glasgow 2014 conference.

The part of the questionnaire included three questions and a possibility to comment:

1.1. How important was the conference theme "Mind the gap" for your work?

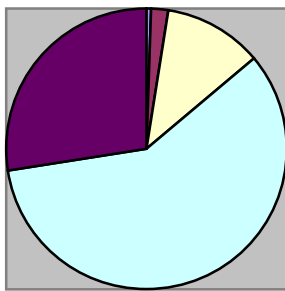
The European Public Health Conference in Glasgow 2014 had a main theme that was referring to health inequalities in Europe. Respondents saw the theme as extremely important in public health. One respondent advised to revisit this theme every 3 years.



Respondents:	197
--------------	-----

1.2. How would you rate the conference as a whole?

Most comments received appreciated the scientific content and technical organisation. The networking was again highly appreciated. As in previous years, the high number of activities was mentioned both as a positive (learning about the whole field of public health) and as a negative (unavoidable overlap). Again, some comments were received on the high number of activities (too many parallel sessions) and the walking distance within the venue.

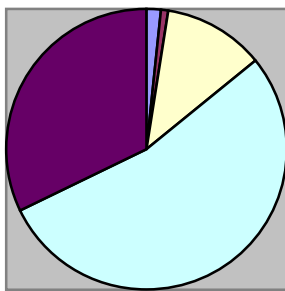


Respondents:	196
Average score:	4.09

1.3. How would you rate the scientific programme as a whole?

The scientific part of the programme included 16 pre conferences, 7 plenary sessions, 130 oral presentations in 26 parallel sessions, 50 workshops, 216 pitch presentations in 27 pitch sessions, 297 poster presentations in 18 poster walks, 3 lunch meetings and 2 film festivals.

Most respondents appreciated the wide range of and high quality of the programme. It was stated several times that the scientific standard was kept or even higher than in previous years.



Respondents:	196
Average score:	4.14

2. Information

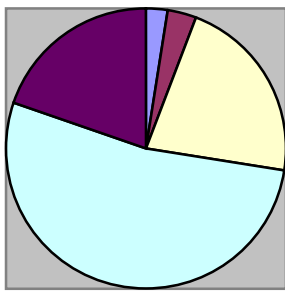
72.4 % of the respondents were very satisfied/satisfied with the networking possibilities offered at Glasgow 2014.

89.3 % of the respondents were very satisfied/satisfied with the information provided for Glasgow 2014.

This part included nine questions on networking, the website, the online conference programme, the information given before the conference and in the conference newsletters.

2.1. We aim to offer networking at our conferences, how did this work for you?

Overall, the conference was an excellent place to network. The extended networking lunch on Friday was again highly appreciated. The longer coffee breaks – a novelty this year – were highly appreciated. For first-time attenders, a special newsletter was sent before the conference providing tips on how to meet other delegates at the conference.



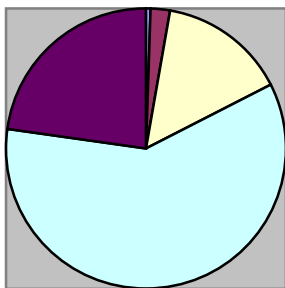
Respondents:	192
Average score:	3.84

2.2. Do you have any suggestions on how to improve the networking at our conferences?

A large number of ideas were shared with us. These included:

- Theme-specific lunch/dinner tables;
- An index of presenters in the programme booklet;
- More informal sitting areas;
- Online forum before the conference so participants can get in touch early.
- The evening events are good for networking though - both the reception as well as the dinner; and
- Speed-dating sessions.

2.3. You may have noticed the new website. How would you rate the conference website?

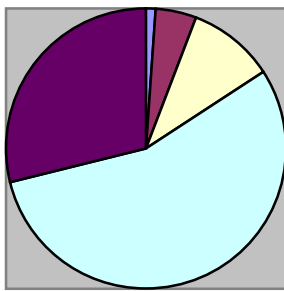


Respondents:	189
Average score:	4.02

A new EPH Conference website was launched in July and combined conference-specific information with the online conference programme. The new website was highly appreciated by 83.4% of the conference respondents.

2.4. How would you rate the online conference programme?

The online programme was available as of 7 July and allowed participants to plan their activities for the conference. Most of the respondents continue to highly appreciate the online conference programme.

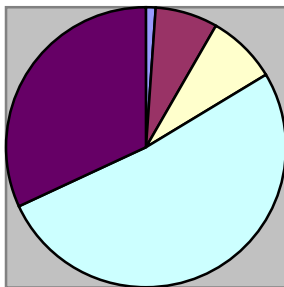


Respondents:	191
Average score:	4.06

2.5. Did you create your own personal programme?

Four out of ten respondents (N=180) used this highly appreciated extra service, which allowed for creating and printing your personal preferences for the conference programme.

2.6. If yes, how would you rate this extra service?



Respondents:	97
Average score:	4.06

2.7. If no, could you please explain why not?

Most of the respondents not creating a personal programme for the conference did so because of a lack of time or because they planned their programme at the conference itself.

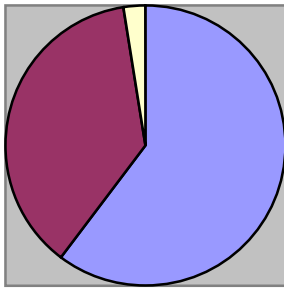
Some mentioned reasons for not using the personal programme/online programme, e.g.:

- Difficult to use offline;
- Difficult to use on mobile devices;
- Preference for a hard copy.

Several respondents suggested the creation of a conference app.

2.8. How would you rate the amount of emails received before the conference?

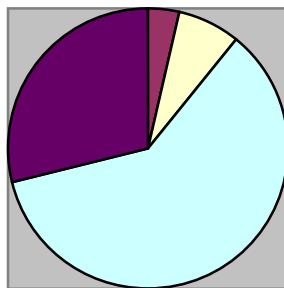
Only very few respondents (2.6%) indicated that the amount of emails before the conference was too much.



Respondents:	191
--------------	-----

2.9. How would you rate the information provided in the conference newsletters?

The information in the conference newsletters were again highly appreciated. The local information (adapting, weather) was seen as very useful, some information (e.g. how to from the airport to town) was reported to be missing.

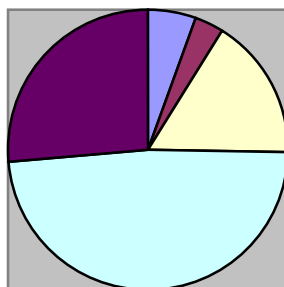


Respondents:	187
Average score:	4.14

3. Abstract supplement

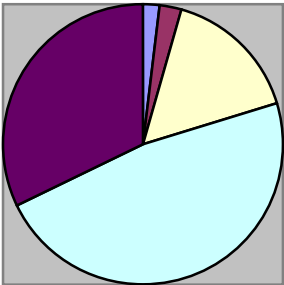
77.2 % of the respondents of Glasgow 2014 were very satisfied/satisfied with the abstract supplement of the European Journal of Public Health.

Following the positive feedback from Brussels 2013, the abstract supplement was again provided only electronically. It was combined with a 3-month complimentary subscription to the European Journal of Public Health and the abstracts were also available through the online conference programme. 74.7% of the respondents were very satisfied/satisfied with the supplement.



Respondents:	182
Average score:	3.87

Out of the 194 respondents, more than half consulted the supplement before the conference (53.1%) or during the conference (50.0%). 52.8% of respondents (N= 193) knew that the online supplement was linked to a 3-month complimentary subscription to the EJPH, and 53.2% (N=186) indicated that they intend to use this extra service. 79.7% of the respondents were very satisfied/satisfied with the complimentary subscription.



Respondents:	158
Average score:	4.06

4. Exhibition area

87.7% of the respondents visited the exhibition area at least once.

63.2 % of the respondents were very satisfied/satisfied with the exhibition area at Glasgow 2014.

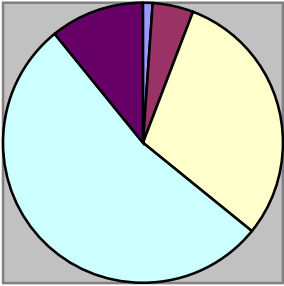
The exhibition area was organised in the Exhibition hall, where coffee and lunch was served. There were 16 exhibitors present:

- 3 European institutions and NGOs;
- 4 publishers;
- 7 Health care, research and education institutions; and
- 2 organisers.

4.1. Did you visit the exhibition area?

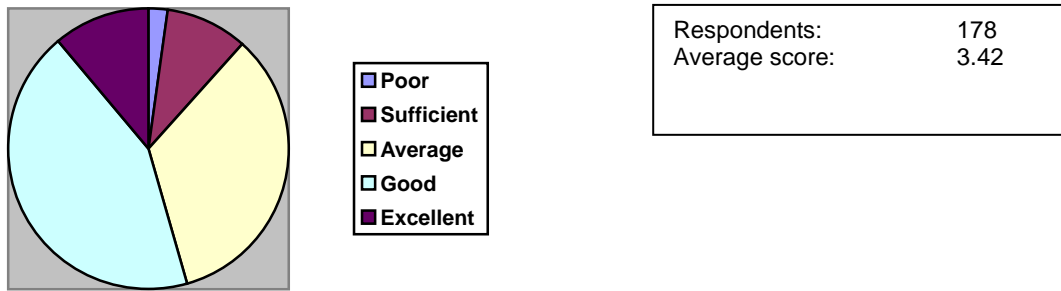
Of the 179 respondents, 87.7% confirmed they visited the exhibition area at least once.

4.2. If yes, how would you rate the stands at the conference?



Respondents:	171
Average score:	3.68

4.3. How relevant were the exhibition stands according to you?



On average, the exhibition stands were seen as very relevant.

4.4. Did you take brochures/leaflets/etc from the exhibition stands?

Out of 183 respondents, 67.2% took materials offered at the stands.

4.5. Would you like to see more exhibition stands?

44.2% of the respondents (N=181) would like to see an increase in exhibition stands.

A clear preference was formulated for more publishers and other NGOs.

5. Plenary sessions

80.6% of the respondents were very satisfied/satisfied with the plenary programme at Glasgow 2014.

The 7th European Public Health Conference included 7 plenary sessions, including the opening and closing sessions.

Thursday 20 November 2014, 13:00-13:30 - Opening session

Alastair Leyland, United Kingdom
Johan Mackenbach, The Netherlands

Thursday 20 November 2014, 17:15-18:15 - Plenary 1: Inequalities in the population: large scale interventions

Organised by EuroHealthNet

Martin McKee, United Kingdom (moderator)
Margaret McCartney, United Kingdom
Abdul Ghaffar, WHO
Margaret Whitehead, United Kingdom
Johannes Siegrist, Germany
Anton Kunst, The Netherlands
Carme Borrell, Spain

Friday 21 November 2014, 13:30-14:30 - Plenary 2: Communicable and non-communicable diseases: old challenges, novel solutions

Organised by EUPHA

Jose Martin-Moreno, Spain (moderator)
Marc Sprenger, ECDC
Simon Capewell, United Kingdom
Aura Timen, The Netherlands
Iveta Nagyova, Slovakia

Friday 21 November 2014, 16:45-17:45 - Plenary 3: Equity across the European region: the European action plan for strengthening Public Health Services and Capacity

Organised by ASPHER

Vesna Bjegovic-Mikanovic, ASPHER (moderator)
Elke Jakubowski, WHO Europe
Jacqueline Müller-Nordhorn, Germany
Louise Stjernberg, Sweden
Anders Foldspang, Denmark

Saturday 22 November 2014, 11:00-12:00 - Plenary 4: Reaching most at risk populations: advancing health equity towards reducing the chronic disease burden in the EU

Organised by the European Commission

Isabel de la Mata, European Commission (moderator)
Ricardo Baptista Leite, Portugal
Ilmo Keskimäki, Finland
Andrea Pavlickova, United Kingdom
Gauden Galea, WHO Europe

Saturday 22 November 2014, 14:20-15:20 - Plenary 5: Population-group challenges in public health: migrant and ethnic minority health

Organised in collaboration with the European Observatory on Health Systems and Policies

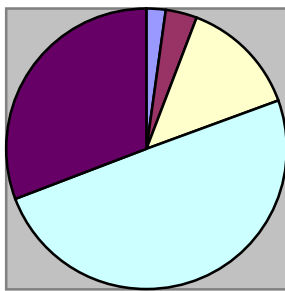
Josep Figueras, European Observatory on Health Systems and Policies (moderator)
Raj Bhopal, United Kingdom
Marine Buissonnière, Open Society Public Health Program
Karl Ekdahl, ECDC
Santino Severoni, WHO Venice
Isabel de la Mata, European Commission

Saturday 22 November 2014, 15:20-15:50 Closing ceremony of the 7th European Public Health Conference

Alastair Leyland, United Kingdom
Walter Ricciardi, EUPHA past president
Carlo Signorelli, Chair of the 8th European Public Health Conference 2015

5.1. What was your general impression of the content of the plenary sessions?

A large majority of respondents (> 80%) highly appreciated the plenary sessions. The introduction to the theme in the opening session was highly appreciated and several delegates regretted not having time for discussion. The innovative approach (mock interrogation of a minister, and letter to Santa) were seen as a positive development. Several keynote speakers were mentioned as excellent.



Respondents:	191
Average score:	4.04

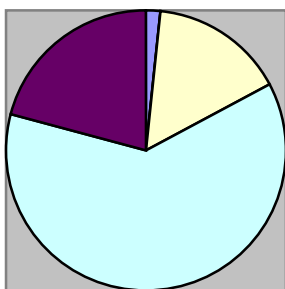
We also asked the delegates to propose future keynote speakers, whereby some proposed specific speakers by name, whilst others proposed new directions.

6. Parallel sessions

83.5% of the respondents were very satisfied/satisfied with the parallel programme at Glasgow 2014.

6.1. What was your general impression on the content of parallel sessions?

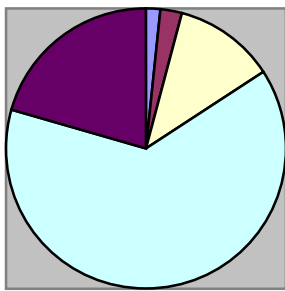
Most respondents reported the variety of experiences from across the countries as very positive. Comments focussed on the variety of quality in the presentations. The problem of too many interesting sessions at the same time was reported yet again. The innovative 'walk shop' was seen as a positive step.



Respondents:	191
Average score:	4.00

6.2. What was your general impression concerning the chairs?

The chairs were again highly appreciated. The importance of a well-prepared chair with a good watch was mentioned by several respondents.



Respondents:	190
Average score:	3.99

7. Pitch sessions

59.6% of respondents participated in the pitch sessions. 77.9% were very satisfied/satisfied with this new way of communication introduced at Glasgow 2014.

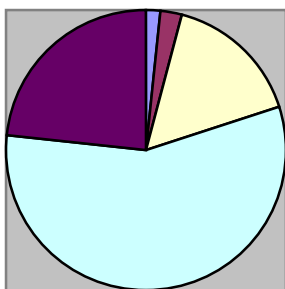
The moderated poster sessions from previous years were changed in Glasgow 2014 to pitch presentation sessions. The presenters did not have to prepare both a poster and a short presentation, but only a short presentation with a maximum of 5 slides. The chairs of the Pitch sessions were briefed in detail and (nearly) all presentations were collected before the start of the conference.

7.1. Did you attend a pitch session?

Out of 183 respondents, 59.6% reported that they did attend at least one pitch session.

7.2. What was your general impression of the content of the pitch sessions?

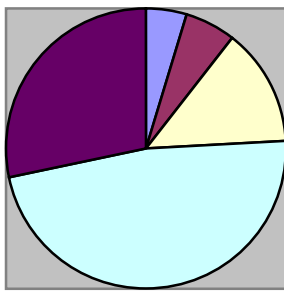
Most respondents were very positive towards this new way of presenting. "A fast way for exposure to new ideas" and "This is a good opportunity for both presenters and participants". Comments included feedback from pitch presenters, who were also very positive about this new feature at the EPH Conference.



Respondents:	120
Average score:	3.98

7.3. How would you rate this new (short) way of presenting at the conference?

The pitch sessions were highly appreciated. Some respondents indicated that they were insecure as this was a new way of presenting at the EPH Conference; others would like to see time for discussion not only at the end of the session, but after each presentation.



Respondents:	124
Average score:	3.89

8. Poster walks

52.9% of respondents participated in at least one poster walk. 72.5% were very satisfied/satisfied with the poster walks at Glasgow 2014.

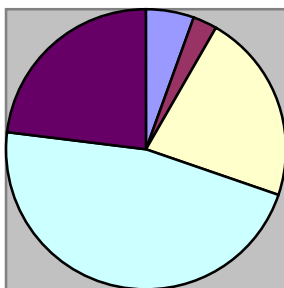
Next to the oral programme, 16 poster walks were organised in the poster area. Poster walks consisted of summarizing up to 22 posters by a moderator with poster presenters being present to answer questions. For the first time, the poster walks were included in the tracks of the parallel programme, instead of organising specific times for poster walks.

8.1. Did you attend one of the Poster walks?

52.9% of 191 respondents did attend at least one poster walk.

8.2. What was your general impression of the content of the walk?

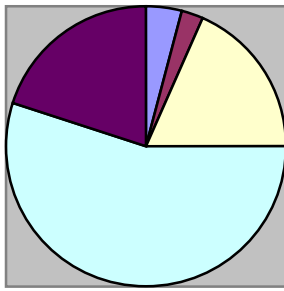
The poster walks were seen as informative, an excellent opportunity for networking, and more interactive and casual way of presenting abstracts. The noise pollution by simultaneous poster walks or lunch preparations were mentioned as a disturbing factor.



Respondents:	109
Average score:	3.82

8.3. How would you rate the quantity of the posters?

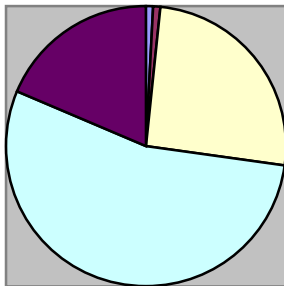
In general (69.7%), the quantity of the posters was seen as good. However, several respondents commented on the 90 minute poster walks with more than 20 posters as being too long. Furthermore, despite several efforts to avoid this, there were several empty poster boards.



Respondents:	120
Average score:	3.84

8.4. How would you rate the quality of the posters?

The quality of the posters was seen as good to excellent by the majority of respondents (75%). The large variety of the posters was seen as a bonus.



Respondents:	118
Average score:	3.89

9. Pre conferences

38.5% of respondents attended one or more pre-conferences; 85.9% were very satisfied/satisfied with the pre conferences at Glasgow 2014.

9.1. Did you attend a pre conference?

45.3% of the respondents (N=192) attended at least one pre-conference.

9.2. Participation in the pre conferences

The information below is based on the registration data for Glasgow 2014.

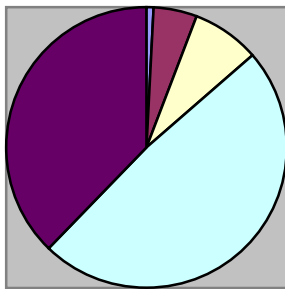
Number Title

- 18 The global dimension of education and training for public health with Andrija Štampar Medal awarding ceremony
- 38 Childhood influenza Vaccination
- 108 How to tackle health inequalities? Results from four EU-funded projects
- 38 Developments in perinatal epidemiology in Europe.
- 38 How to write and publish an article for a public health journal

- 113 Evidence generation and successful knowledge transfer in public health - the case of integrated care
- 36 Building sustainable and resilient health systems
- 101 The added value of health promotion and health education methods and concepts in the prevention of communicable diseases
- 56 Falls prevention: Evidence into Practice
- 143 Public Health Science: A National Conference Dedicated to New Research in UK (FULL FEE)
- 65 Adaptation of health promoting interventions: principles, practice and evaluations
- 31 Urban and Rural Environment and Health
- 33 Third pre conference on Patient participation and involvement in health care
- 35 Mind the complexity: social disparities in sickness absence and disability pension
- 30 Does investing in adult pneumococcal vaccination deliver benefits to all stakeholders in the European community?
- 31 Young Researchers Forum

9.3. What was your general impression on the content?

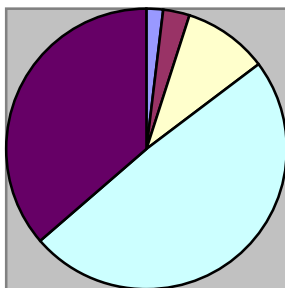
Overall the pre conferences are seen as very informative, interactive and interesting. Pre conferences continue to offer an excellent opportunity to network and interact with others in the same field. The best comment was: "This is a very well organised section with good pre conferences year after year".



Respondents:	103
Average score:	4.17

9.4. What was your general impression on the organisation?

The organisation of the pre conferences was highly appreciated. The fact that coffee/tea breaks were clearly marked in the programme was seen as positive.



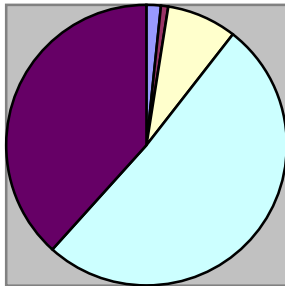
Respondents:	102
Average score:	4.15

10. Registration

88.6% of the respondents were very satisfied/satisfied with the registration at Glasgow 2014

10.1. What was your general impression of the online registration process?

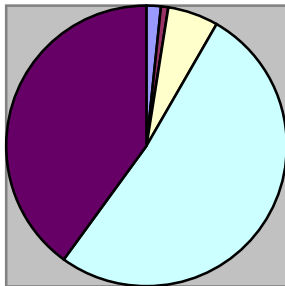
Online registration was highly appreciated. Some comments were received on the price for registration, including the fee for students.



Respondents:	191
Average score:	4.24

10.2. What was your general impression of the information you received prior to the conference?

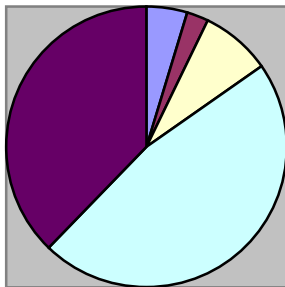
The information prior to the conference was highly appreciated.



Respondents:	190
Average score:	4.27

10.3. What was your general impression of the on-site registration process in Glasgow?

The first day of the conference (pre conference day), some delays at registration were reported. Onsite registration was described as running smoothly. Comments were received on how the organisation dealt with the loss of badges. The staff was reported as very friendly.



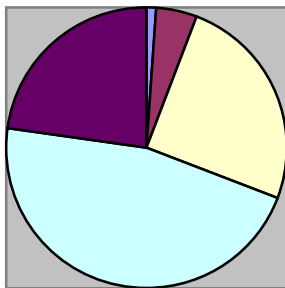
Respondents:	169
Average score:	4.11

11. Conference venue

75.3% of the respondents were very satisfied/satisfied with the conference venue at Glasgow 2014.

11.1. How would you rate the conference venue?

The conference was organised at SECC (Scottish Exhibition and Conference Centre). Most respondents were very positive about the conference venue. The comments we received were mostly about the difficulty to find the rooms and the distance between them. The extra walking time planned in the programme was seen as very positive. The hosts and other staff were helpful to give directions. More attention should be given to access for people with mobility difficulties. One respondent described the combination of EPH Conference and Christmas Fair in the same building as 'It was like a descent from the ivory tower'.

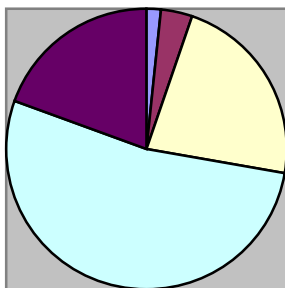


- Poor
- Sufficient
- Average
- Good
- Excellent

Respondents:	192
Average score:	3.85

11.2. What was your impression of the session rooms?

The session rooms were mostly appreciated. There were some comments on the air conditioning (too cold or too hot), and the fact that some rooms were too small.

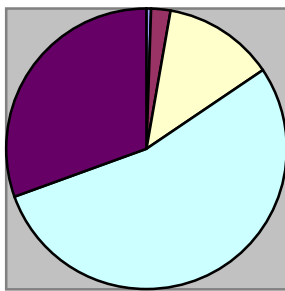


- Poor
- Sufficient
- Average
- Good
- Excellent

Respondents:	190
Average score:	3.85

11.3. How would you rate the technical support at the conference?

The technical support was rated as good. Various comments on the technical support were rated as being excellent.



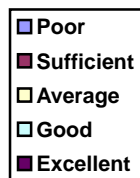
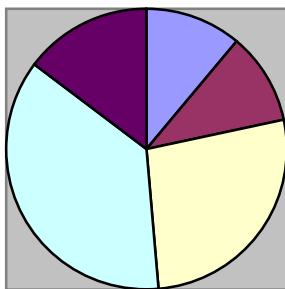
Respondents:	186
Average score:	4.12

12. Catering

51.3% of the respondents were very satisfied/satisfied with the catering at Glasgow 2014.

12.1. How was the catering provided at the conference venue?

The catering was appreciated by most respondents. Comments received were on the lack of 'healthy nutrition', something seen as very important at a Public health conference. More fruit and vegetables were advised by several respondents. A larger seating area to sit down for lunch was also mentioned as lacking.



Respondents:	189
Average score:	3.33

13. Social Programme

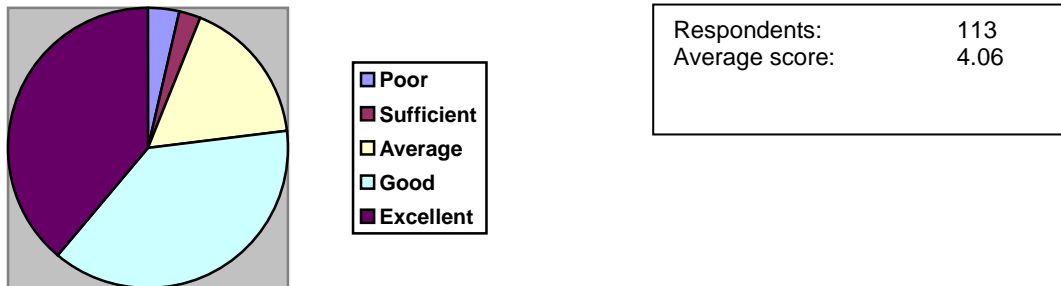
77.0% of the respondents were satisfied/very satisfied with the Welcome Reception and 79.3% were satisfied/very satisfied with the Conference Dinner.

13.1. Did you attend the Welcome Reception?

56.3% of the respondents (N= 190) attended the Welcome Reception. The fact that the Welcome Reception was not available to all participants was mentioned as a negative. The information on the limited number of participants due to fire regulations should have been more visible.

13.2. How did you enjoy the Welcome Reception?

The combination of a Welcome Reception with a warm Scottish welcome and a visit to the Kelvingrove Art Gallery was seen as excellent.

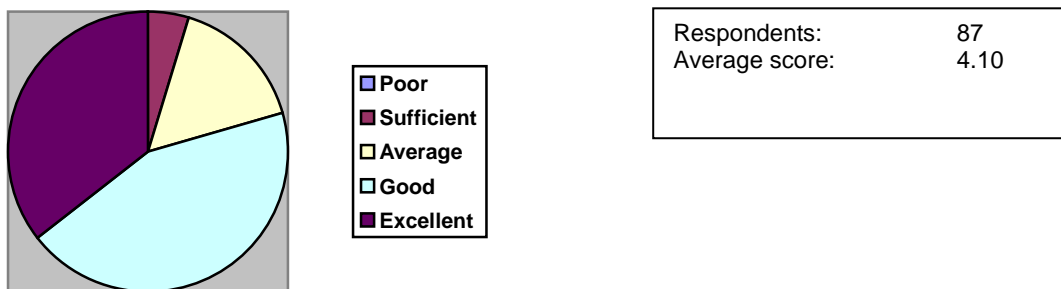


13.3. Did you attend the conference dinner?

Registration for the conference dinner was at an extra fee. 46.7% of the respondents (N=167) attended the conference dinner.

13.4. If yes, how did you like the conference dinner?

The conference dinner was highly appreciated. Having 'loud' music during the dinner was seen as a setback. But the band and dancing after the dinner were again highly appreciated. The request for vegetarian food worked well.

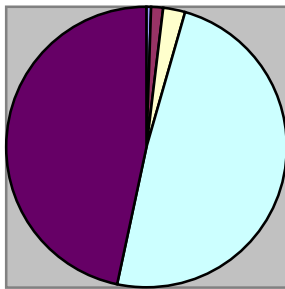


14. Abstract handling

92.2% of the respondents were very satisfied/satisfied with the abstract handling system at Glasgow 2014.

14.1. How would you rate the abstract submission process?

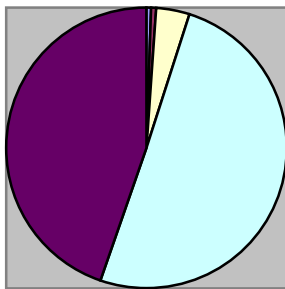
Abstract submission is organised via internet, with a possibility to update your abstract/workshop until the deadline of 1 May 2014. Information on submission is also provided on the website of the conference. Both the abstract submission process and the information on how to submit abstract remains highly appreciated. One respondent commented 'You made this a really easy process - well done!'.



Respondents:	161
Average score:	4.40

14.2. How would you rate the information on the abstract submission?

The information and support of the secretariat were seen as excellent.

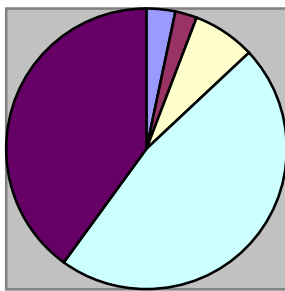


Respondents:	161
Average score:	4.38

14.3. How would you rate the selection process?

Abstracts and workshops were selected by the International Scientific Committee which consisted of 58 experts from 23 countries. On average, each abstract was scored by 6.11 scorers, each workshop by 4.8 scorers.

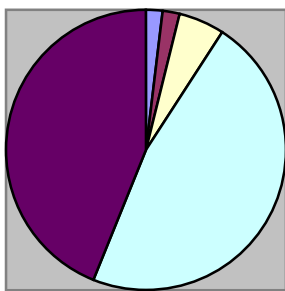
Comments received included the lack of transparency in the selection process. The suggestion to have a complete open review process was mentioned as an option.



Respondents:	153
Average score:	4.18

14.4. How would you rate the information after the selection process?

91% of respondents (N=155) were highly appreciative of the feedback after the selection of abstracts. The feedback included visibility of all information (accepted, oral/pitch/poster, rejected) in the personal profile of the submitters, as well as personalised emails to all submitters. Comments were made on the placing of the abstract in sessions (sometimes not a perfect fit) and more feedback on how abstract submission can be improved.



Respondents:	155
Average score:	4.29

15. Future conference (Milan 2015)

78.8% of the respondents is planning to attend Milan 2015.

78.8% of the respondents (N=181) is planning to attend the Milan 2015 conference.

16. Any other input

16.1. Do you feel there something missing (specific topics or activities) at the EPH conferences?

As a last open question, we asked whether the respondents felt that something (specific topics or activities) are missing at the EPH conferences? 23.8% (N=147) gave their thoughts on this.

Several ideas were received, some to do with topics, others with organisation.

On topics to be included:

- Health data in Europe
- Critical analysis of methods
- Connection with advocacy
- More practice examples (best practice exchange)
- Future perspectives

On the organisation:

- More real interactive sessions
- More cross-cutting issues
- More participation of the younger generation

One respondent commented: 'EUPHA and EPH Conference have grown and are very important for the European and broader public health community'.

17. Comparison of the participants' evaluation with the data from 2009-2014

Main evaluation questions	2009	2010	2011	2012	2013	2014
Number of respondents	85	348	345	324	361	197
% of participants responding	9	20,6	24	29,8	33,7	15.5
% Poster walks: participated					41.5	52.9
Pre conferences: participated	33,8	38,1	30	32,5	38.5	45.3
Question	% good to excellent			% good to excellent		
Conference as a whole	-	82,5	89	72,7	81.0	86.0
Networking opportunities				75,8	72.5	72.4
Information provided				83,4	77.8	89.3
New website and online programme					-	83.4
Abstract suppl.					77.3	77.2
Visited the exhibition area				81,5	89.8	87.7
Exhibition area				59,4	55.6	63.2
Plenary sessions	60	80,5	86,7	70,5	69.9	80.6
Parallel sessions	77	67,3	75,9	76,7	84.2	83.5
Pitch sessions					-	77.9
Poster walks					76.7	72.5
Pre conferences	72	80,4	82	89,3	84.1	85.9
Registration process	81	83,4	83,8	90,7	87.9	88.6
Conference venue	96	81,4	90,8	87,5	59.2	75.3
Catering	78	71,8	94,2	75,3	42.2	51.3
Welcome reception				82,9	-	77.0
Conference dinner	86	61,5	67,1	56,4	-	79.3
Abstract submission process	86.0	84.7	83.8	88.1	92.0	92.2